


21 Years of



Annual Report

Current membership: 778
(11% increase)

Media mentions: 45

Thanks to our sponsors & donors!

\$10K+

Hellman Foundation



Northern CA Office



GARY FARRELL
VINEYARDS & WINERY

In memory of Mark Osborne

\$5000+

Barbara Moulton & Tom Helm
Tietz Family Foundation



Thanks to our sponsors & donors!

\$1000+

David & Angela Levinger
Jenny Bard
Joan Schwan & Geoffrey Skinner
John & Jill Murphy
Marin Cyclists

Positive Mens Support
Redwood Credit Union
Rose & Jon Batzdorff
Tracey Jones & Larry Meyer
Vicki Duggan & Tom Bahning

\$500+

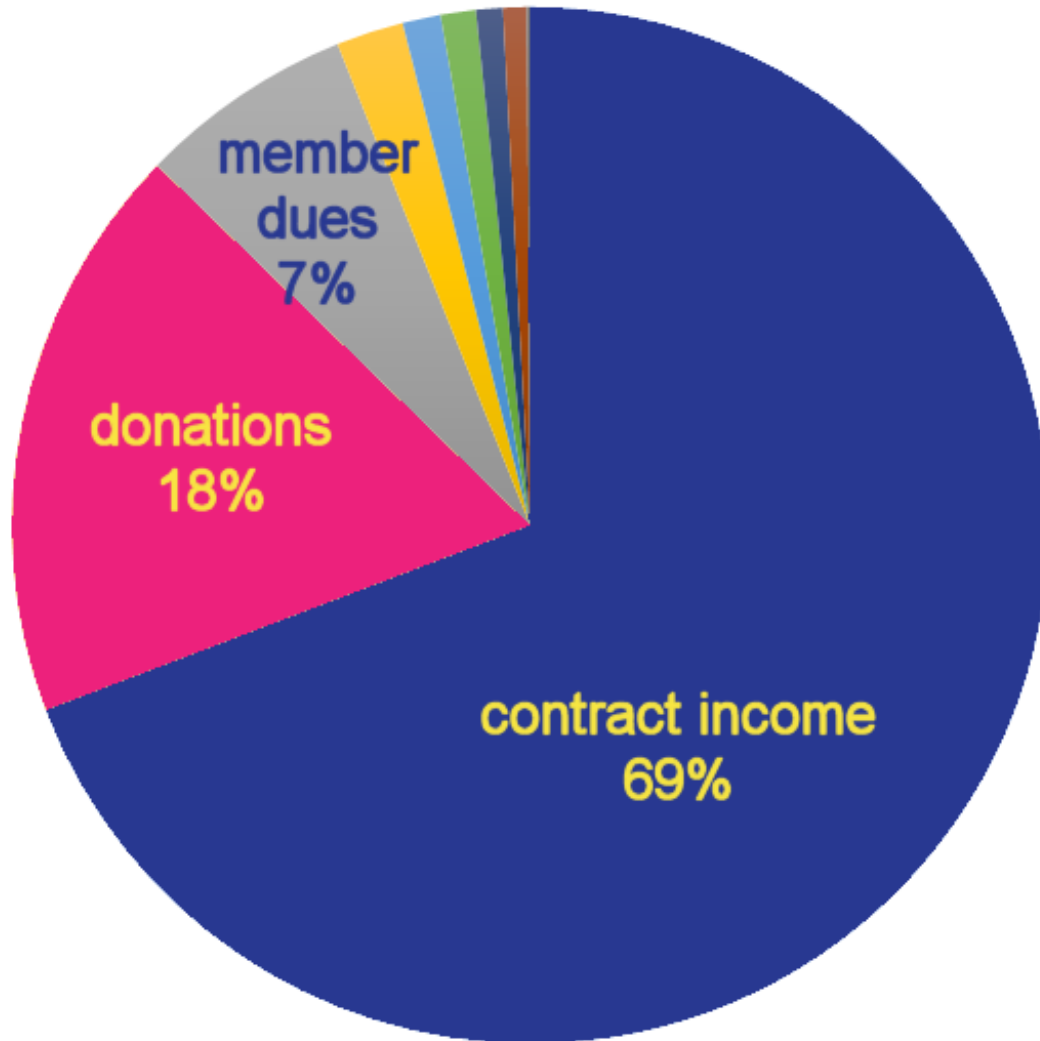
Aileen Santos
BikePartners
Community Market
David Robertson
Emily Laubach & Otto Imkin
Jeanne Bush
Jeremy Stanley
Jo Dennis

John & Marie Huber
Katherine Barkley
Mary Alexander & Associates PC
Nathan & Brianna Spindel
Red Peloton
Tom Duckett
Wine Country Cyclery

Financial Report

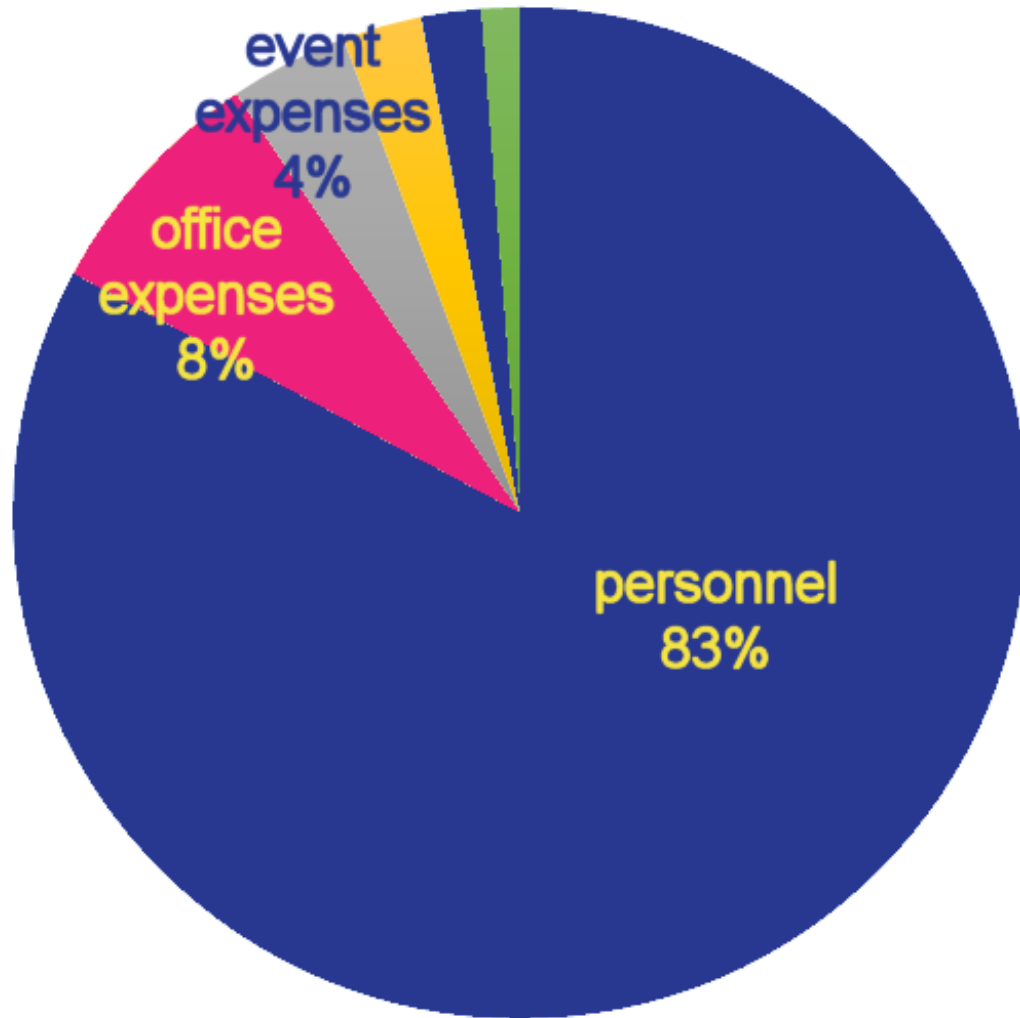
Operating Income	\$482,110
Operating Expenses	485,610
PPP Loan (forgiven)	140,137
NET INCOME	\$136,637

2021 INCOME



Contract Income	\$333,609
Donations	86,837
Membership Dues	32,417
Grants	10,150
Event Sponsorship	5,750
Sales	5,285
Bike Parking	4,000
Event Proceeds	3,562
Smart Cycling Classes	500
TOTAL	\$482,110

2021 EXPENSES



Personnel	\$402,339
Office expenses (rent, utilities, etc.)	37,383
Event expenses & materials	18,424
Postage, printing, marketing	12,261
Administrative expenses (bank charges, insurance, etc.)	9,114
Travel & mileage	6,089
TOTAL	\$485,610

BALANCE SHEET

ASSETS	As of 12/31/21	As of 12/31/20
Bank Accounts	\$268,846.11	\$218,787.52
Deposits Held	973.41	973.41
Security Deposit	1,000.00	1,000.00
Undeposited Funds	13,139.35	7,940.00
Workers Comp Premium Deposit	275.97	103.53
Depreciation	-2,039.53	-2,039.53
Computer Hardware	3,395.10	2,039.53
TOTAL ASSETS	\$285,590.43	\$228,804.48

LIABILITIES & EQUITY	As of 12/31/21	As of 12/31/20
Credit Cards	\$ 875.39	\$ 909.11
Payroll Liabilities	-916.25	-685.44
State Board of Equalization Payable	\$ 12.25	\$ 26.74
Use Tax Owed	16.54	0.00
Note Payable – PPP	0.00	78,937.00
Total Liabilities	-\$138.88	\$79,737.44
Capital Stock	858.24	858.24
Retained Earnings	211,731.65	151,509.03
Net Income	73,139.42	-3,300.23
Total Equity	\$285,729.31	\$149,067.04

Total Reserves \$118,179